

LIBAC ELECTIONS ELECTRONIC VOTING WALKTHROUGH

Presented Libac Elections
Commission

OUTLINE

- Introduction
- Definitions
- Election Setup
- Voting Procedures
- Election Security
- Privacy and Data Protection
- Voting Demo
- Sample Voting In Person Ballot
- Need Help?
- Test Run



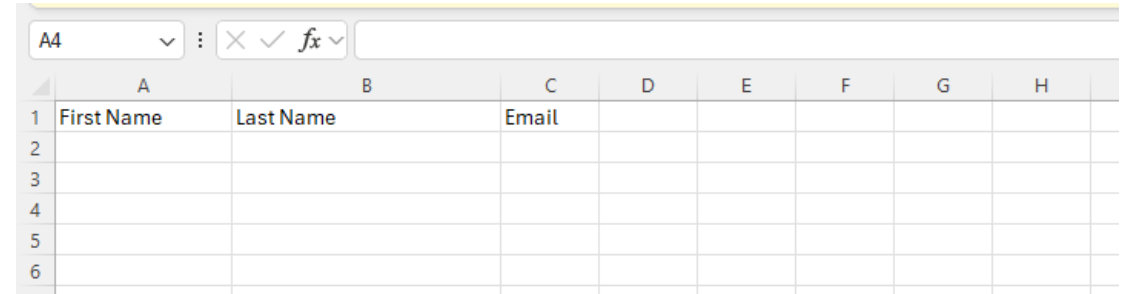
INTRODUCTION

- Libac Elections committee has been charged with the task of conducting a free and fair election in the 2026 General Elections.
 - The Elections Administrator (Libac Elections Commission) has decided that this election will be conducted using a secure online voting platform with encrypted vote transmission and voter authentication measures to protect the integrity and security of the election.
 - The election will be carried out using a secure electronic voting platform. Eligible Voters who opt to vote online will be issued a unique access link or voting key(code). For members who do not have access to a digital device, paper ballots will be made available at the voting location for in-person participation.
 - Votes will remain confidential and protected through encrypted transmission and authentication safeguards. Technical support will be available during the voting period.
 - The selection of this voting technology platform is to ensure Libac Elections are conducted fairly, securely, transparently, and consistently.
-

DEFINITIONS

- **“Election”**
 - A scheduled voting event conducted through the Platform.
 - **“Election Administrator”**
 - The LIBAC Elections Commission (Sam Smith (Chair), Francis Sio, Cyrus Strother, Lynda Elliot and Gonda Watson).
 - **“Candidate”**
 - An individual approved to appear on the ballot.
 - **“Eligible Voter”**
 - A person authorized to participate in the election according to the eligibility requirements established by the Election Administrator.
 - **“Ballot”**
 - The digital voting interface presented to an Eligible Voter.
-

ELECTION SETUP



A screenshot of an Excel spreadsheet showing a table with columns for First Name, Last Name, and Email. The table is located in the range A1:H6. The first row (row 1) contains the headers: First Name (A1), Last Name (B1), and Email (C1). The remaining rows (rows 2-6) are empty.

	A	B	C	D	E	F	G	H
1	First Name	Last Name	Email					
2								
3								
4								
5								
6								

- The Libac Election Committee has setup Elections voting portal.
 - Configured Elections Start and End Times were added
 - Configured ballot settings and voting methods
 - **Pending:** Methods have been identified to upload and generate unique key for Eligible voters upon receipt from the Financial Secretary, in accordance with the voting schedule.
 - Each eligible voter may cast only one ballot unless otherwise authorized by election rules.
 - Duplicate or fraudulent voting attempts may result in ballot invalidation.
-

VOTING PROCEDURES

Voting Access

- Voting shall only be available during the official election period established by the Election Administrator.
- Eligible will provided a unique key to access Election's ballot.

Ballot Submission

Votes submitted through the Platform shall:

- Be encrypted during transmission and storage
- Be timestamped upon submission
- Remain confidential unless disclosure is legally required

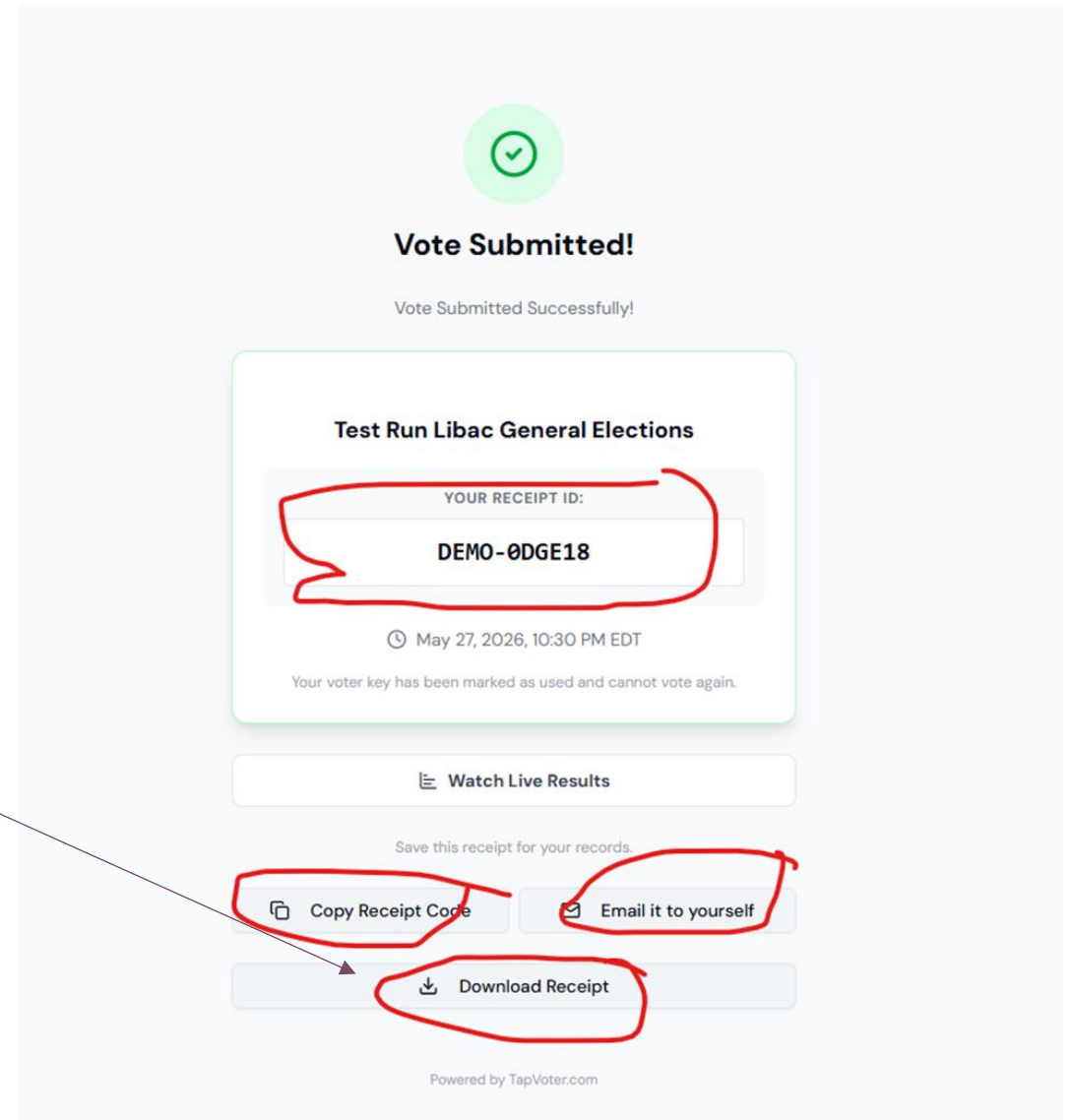


VOTING PROCEDURES

Vote Confirmation

Upon successful ballot submission, Eligible voters may receive:

- An on-screen confirmation
- A digital receipt or confirmation email that they have voted.



ELECTION SECURITY

Security Measures

- Multi-factor authentication
- Device and IP monitoring
- Encryption protocols
- Fraud detection systems
- Audit logging

ELECTION SECURITY

Prohibited Activities

The following activities are prohibited while using Libac Elections Voting Portal

- Unauthorized system access
- Tampering with election data
- Sharing voter credentials
- Note: **Violations may result in election disqualification, or legal referral.**

PRIVACY & DATA PROTECTION

Confidentiality

Libac's Election's Portal through the technology adopted shall make reasonable efforts to protect:

- Voter identity
- Ballot secrecy
- Election records
- Personal information

PRIVACY & DATA PROTECTION

Data Usage

Personal information collected through Libac's Elections' Portal shall only be used for:

- Election administration
- Security verification
- Legal compliance
- Platform operations

PRIVACY & DATA PROTECTION

Data Retention

Election data may be retained for auditing, dispute resolution, compliance, and historical reporting purposes in accordance with applicable laws and organizational policies. (exporting, printing, etc.)

VOTE COUNTING

Vote Tabulation


- Votes shall be automatically tabulated using the configured election methods.
- 50% + 1 wins the election.
- In case of a tie, a runoff elections will be created and ran using the adopted voting technology.

Review & Audit

Election Administrators may:

- Review irregular activity
- Conduct audits
- Investigate disputes
- Validate election integrity

VOTING DEMO



ONLINE VOTING PROCESS

Access the Voting Portal

- Visit [Voting Linking Provided](#)
- Enter your Voting Key
- Click the Access Ballot button



Libac.org

Test Run Libac General Elections

Voter Login

Enter your voter key

Voter Key

Use Demo Key: DEM-OVOTE-123

Access Ballot →

Secure & Anonymous



ONLINE VOTING PROCESS

- [Read the Elections Instructions](#) and **Click the Check box Acknowledge you read the instructions and understand (if in doubt of please contact the Elections Committee members at**

- **Click Continue to Ballot**

Open the voting link Click the official TapVoter link provided by your organization. This will take you directly to the secure ballot page. Verify your access (if required) Some elections may require you to enter an email address, voter ID, or access code to confirm eligibility. Review the ballot carefully Read the instructions at the top of the page and review all listed candidates or options before making selections. Make your selections Tap or click your chosen candidate(s) or option(s). Follow any rules about selecting one or multiple choices. Review your choices Double-check your selections before submitting. Most systems allow you to go back and edit before final submission. Submit your ballot Click the "Submit" or "Cast Vote" button to complete your vote. You may receive a confirmation message afterward. Confirmation (if provided) Save or screenshot your confirmation if the system provides one for your records.

I acknowledge that I have read and understood the above information

→ Continue to Ballot

ONLINE VOTING PROCESS

- Select the Candidate of your Choice

Note: For Transparency, the Candidates listing will be randomly sorted every time an eligible voter goes to vote.

- Click on Read More to learn more about the candidate.
- The Candidate picture will appear on the ballot.
- Select the radio button to the left of your candidate
- Click Review

President

Select the Candidate you are voting For in the Presidential Elections.

Select one candidate



Candidate 1

Candidate is a dedicated community member with a strong commitment to collaboration, transparency, and service. With

[Read more](#)



Candidate 2

Alex Morgan brings a strong sense of dedication, integrity, and community spirit to the organization. With experience coordin

[Read more](#)

Please select a candidate before continuing

[Review](#) →

ONLINE VOTING PROCESS

- [Enter Your Name](#)
- **Note: You can go back to the ballot screen to change your candidate by click on the Back to Edit Link.**
- Click "[Submit Ballot](#)"

Test Run Libac General Elections Confirm Your Vote

Confirm Your Vote
Review Selections

PRESIDENT
Candidate 1

Your Name

[Submit Your Ballot](#)

[Back to Edit](#)

Powered by TapVoter.com

President
Select the Candidate you are voting For in the Presidential Elections.

Select one candidate

Candidate 1
Candidate is a dedicated community member with a strong commitment to collaboration, transparency, and service. With sever...
[Read more](#)

Candidate 2
Alex Morgan brings a strong sense of dedication, integrity, and community spirit to the organization. With experience coordinating...
[Read more](#)

[Review](#) →

Powered by TapVoter.com

ONLINE VOTING PROCESS

- On the [Vote Submitted Screen](#) Copy Your Receipt code, Email it to yourself or Download Receipt.
- You can click on the Watch Live results to see candidates' percentage (see Next slide)

The screenshot displays the 'Vote Submitted!' confirmation screen. At the top, a green checkmark icon is followed by the text 'Vote Submitted!' and 'Vote Submitted Successfully!'. Below this is a white box with a green border containing the election title 'Test Run Libac General Elections'. A red hand-drawn circle highlights the 'YOUR RECEIPT ID:' field, which contains the code 'DEMO-0DGE18'. Below the receipt ID is a clock icon and the timestamp 'May 27, 2026, 10:30 PM EDT'. A note states 'Your voter key has been marked as used and cannot vote again.' Below the white box is a button labeled 'Watch Live Results'. Underneath is the text 'Save this receipt for your records.' followed by three buttons: 'Copy Receipt Code', 'Email it to yourself', and 'Download Receipt'. Red hand-drawn circles highlight each of these three buttons. At the bottom of the screen, it says 'Powered by TapVoter.com'.

Vote Submitted!

Vote Submitted Successfully!

Test Run Libac General Elections

YOUR RECEIPT ID:

DEMO-0DGE18

🕒 May 27, 2026, 10:30 PM EDT

Your voter key has been marked as used and cannot vote again.

[Watch Live Results](#)

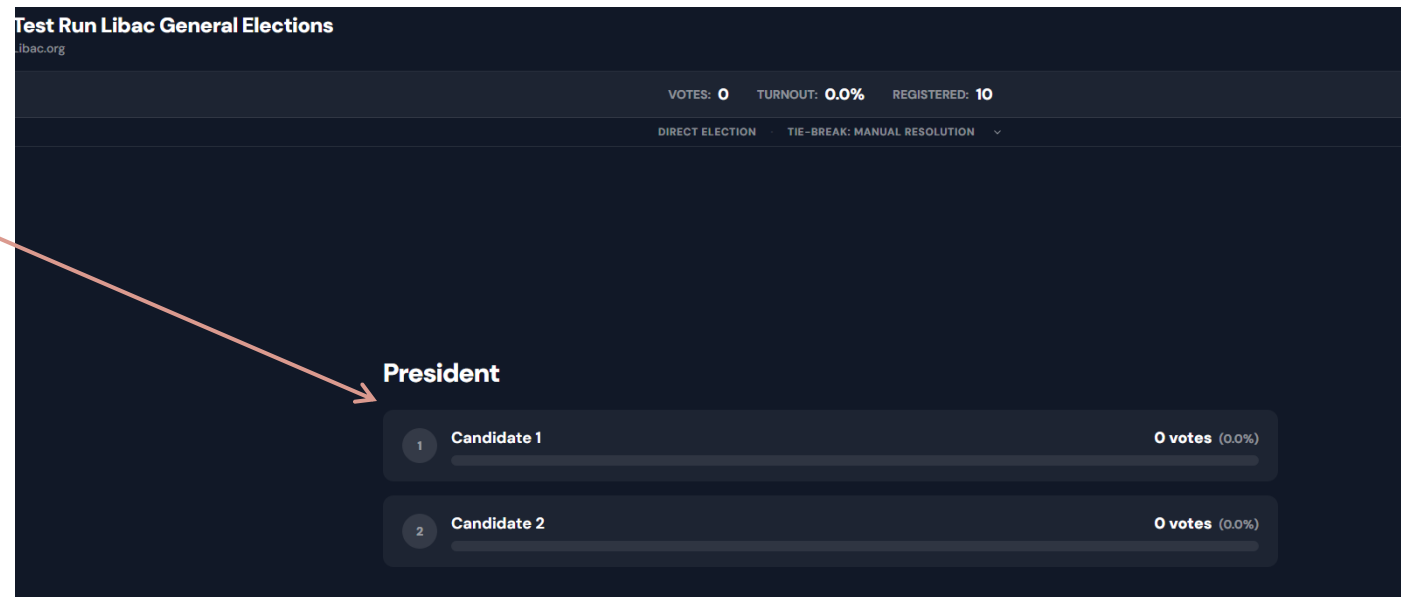
Save this receipt for your records.

[Copy Receipt Code](#) [Email it to yourself](#) [Download Receipt](#)

Powered by TapVoter.com

ONLINE VOTING PROCESS

- You can click on the Watch Live results to see [candidates' percentage](#)



VOTING IN PERSON ON ELECTIONS DAY

VOTING PERIOD

May 31, 2026 at 4:00 PM EDT

to

June 4, 2026 at 6:00 PM EDT

Check In

- At the voting location:
 1. Present valid identification
 2. Verify Voting Eligibility with Election Administrator
 3. Receive access key card if you have digital device to vote with and proceed to Step 4. If you do not have digital device to vote with [paper Ballot](#) will be provided(see next slide).
 4. [Scan QR Code](#) provided with your mobile device.
 - Apply Steps in Slides 16 -21 to Complete the voting process.
-



SCAN TO VOTE



VOTING IN PERSON ON ELECTIONS DAY

LIBAC Official General Elections 2026 Ballot

Election Date: _____

INSTRUCTIONS

- Vote for **ONE** candidate only.
- Use black or blue ink.
- Do not make extra marks on the ballot.

PRESIDENT

Vote for **ONE**

President

Select the Candidate you are voting For in the Presidential Elections.

Select one candidate



Candidate 1

Candidate is a dedicated community member with a strong commitment to collaboration, transparency, and service. With sever...

[Read more](#)



Candidate 2

Alex Morgan brings a strong sense of dedication, integrity, and community spirit to the organization. With experience coordinating...

[Read more](#)

Paper Ballot

BALLOT SECURITY

- Ballot No.: See Barcode
- Authorized Initials: _____

VOTER CONFIRMATION

I certify that I am an eligible voting member of this organization.

Name: _____ Signature: _____

Date: _____

OFFICIAL USE ONLY

Accepted Challenged Void

Election Official: _____



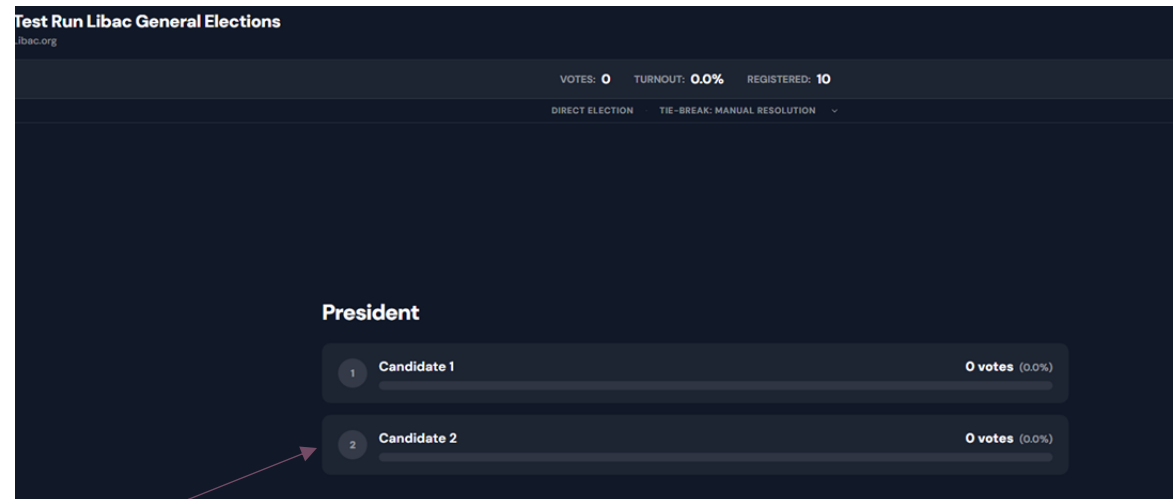
LIB-0001-AC

VOTING IN PERSON ON ELECTIONS DAY

Confirmation

After voting:

- Your vote is securely recorded
 - Election staff may confirm successful submission, and you will be provided a voting receipt code.
 - Click the [Watch Live Results](#) link to view live results
 - Your ballot remains confidential
-



NEED HELP?

Voter Assistance

If you experience issues:

- Contact election staff
- Request accessibility assistance if needed

Support Team:

Sam Smith(Chair), Francis Sio, Cyrus Strother, Lynda Elliot and Gonda Watson

Email: libacelections@gmail.com

TEST RUN

Individuals Selected to Test Run

- 2 Members of each campaign.
 - 2 Members of the executive.
 - 2 From the board.
 - 4 From General Members
-